



P1 **A**CTA RANGE.

P2-3 **A**IRO RANGE.

P4 **A**IRO GREY RANGE.

P5 **A**LFA RANGE.

P6-7 **A**VANT RANGE.

P8-9 **B**LANCO RANGE.

P10 **C**AFÉ RANGE.

P11 **E**CONETRANGE.

P12-13 **F**ASTRACK RANGE.

P14-15 **F**ASTRACK
EXECUTIVE RANGE.

P16 **F**LICK RANGE.

P17 **F**REEZE RANGE.

P18 **F**UTURA PU RANGE.

P19 **G**RID RANGE.

P20-21 **H**IGH-FIVE RANGE.

P22 **I**GNITE RANGE.

P23 **I**NDUSTRIAL RANGE.

P25 **K**YOS RANGE.

P26 **L**INK RANGE.

P27 **L**UMBAR-PRO RANGE.

P28 **O**PTIMA RANGE.

P29-30 **P**ICO RANGE.

P31 **R**AGGIO PU RANGE.

P32 **R**AGGIO WOODEN RANGE.

P34 **R**UMI RANGE.

P35 **S**TARK BONDED RANGE.

P36 **S**TARK NETTED RANGE.

P38 **S**TRIQ RANGE.

P39-40 **S**WAG RANGE.

P41-45 **S**YMPHONY RANGE.

P46 **T**ECHNO 600 RANGE.

P47 **T**ECHNO 800 RANGE.

P48 **T**ECHNO800 EXECUTIVE RANGE.

P49 **T**ECHNO 900 RANGE.

P50 **T**ECHNO 1000 RANGE.

P51 **T**YPIST RANGE.

P52 **V**IGANO RANGE.

P53-54 **V**ISTA RANGE.

P55 **W**EDGE RANGE.

P56-60 **6x6** RANGE.

01 ACTA RANGE.



HIGH-BACK CHAIR

STANDARD:

5-STAR NYLON BASE ON CASTORS |
ADJUSTABLE GAS HEIGHT | WATERFALL
SEAT FRONT | ERGONIMICAL BACKREST
AND SEAT DESIGN | MOULDED FOAM
SEATING AND BACKREST | WITHOUT
ARMS.

ASK US ABOUT OUR OTHER OPTIONAL FEATURES.

MEDIUM-BACK CHAIR

STANDARD:

5-STAR NYLON BASE ON CASTORS |
ADJUSTABLE GAS HEIGHT | WATERFALL
SEAT FRONT | ERGONIMICAL BACKREST AND
SEAT DESIGN | MOULDED FOAM SEATING AND
BACKREST | WITHOUT ARMS.



Acta Medium-back chair featuring Flexi arms and a 5-star Aluminium base.

VISITOR CHAIR

STANDARD:


EPOXY COATED TUBULAR STEEL SLEIGH BASE
FRAME | ERGONIMICAL BACKREST
AND SEATING DESIGN | MOULDED FOAM SEAT
AND BACKREST | PU ARMPADS.



Acta Standard Visitor chair

Acta High-back chair featuring Fleet arms and a 5-star Aluminium base.

02.1 AIRO RANGE.



HIGH-BACK CHAIR (WITH ARMS)

STANDARD:

5-STAR NYLON BASE ON CASTORS | ADJUSTABLE GAS HEIGHT
| WATERFALL SEAT FRONT | ERGONOMICAL BACKREST AND
SEAT DESIGN | MOULDED FOAM SEATING
AND BACKREST | 1D HEIGHT
ADJUSTABLE ARMS.



Airo Standard High-back chair with 1D arms.



Back view of the Airo High-back chair with 1D arms.

MEDIUM BACK CHAIR (WITH ARMS)

STANDARD:

NYLON 5-STAR BASE ON CASTORS | GAS HEIGHT ADJUSTABLE | WATERFALL
SEAT FRONT | ECONO-SYNCHRO MECHANISM | FINGERTIP
CONTROL | HIGH STRENGTH INJECTION MOULDED NYLON BACKREST | HIGH
QUALITY NYLON NETTING ON BACKREST | 1D HEIGHT
ADJUSTABLE
ARMS.



Airo Medium-back chair with 1D arms featuring a 5-star High Aluminium base.



Back view of Airo Medium-back chair with 1D arms and a 5-Star nylon base.

AIRO RANGE.



VISITOR SIDE CHAIR (WITH ARMS)

STANDARD:

POWDER COATED ROUND TUBE FRAME |
MOULDED SEAT SHELL | HIGH STRENGTH
INJECTION MOULDED NYLON BACKREST |
HIGH QUALITY BREATHABLE NETTING ON
BACKREST | FIXED SKI ARMS.



Airo Visitor chair with Fixed Ski arms featuring a Black coated tubular frame.

Back- and Side-view of the Airo Visitor chair with Fixed Ski arms featuring a Black coated tubular frame.

O2.2

AIRO

GREY

RANGE.



GREY HIGH-BACK CHAIR (WITH ARMS)

STANDARD :

5-STAR GREY NYLON BASE ON CASTORS | GAS HEIGHT ADJUSTMENT.
ECONO SYNCHRO MECHANISM | FINGER TIP CONTROL.
WATERFALL SEAT EDGE DESIGN | HIGH STRENGTH
INJECTION MOULDED GREY NYLON BACKREST | HIGH
QUALITY GREY NYLON NETTING ON
BACKREST | ADJUSTABLE GREY
NYLON HEADREST | INCLUDES 1D
HEIGHT ADJUSTABLE GREY ARMS.



GREY MEDIUM BACK CHAIR (WITH ARMS)

STANDARD :

5-STAR GREY NYLON BASE ON CASTORS | GAS HEIGHT ADJUSTMENT.
ECONO SYNCHRO MECHANISM | FINGER TIP CONTROL.
WATERFALL SEAT EDGE DESIGN | HIGH STRENGTH
INJECTION MOULDED GREY NYLON BACKREST |
HIGH QUALITY GREY NYLON NETTING



Grey Airo Standard High-back chair with 1D arms.

Back view of the Grey Airo High-back chair with 1D arms.

Front view of the Standard Airo Grey Medium-back chair with 1D arms.

Back view of the Standard Grey Airo Grey Medium-back chair with 1D arms.

03

ALFA POLYMER

RANGE.

S WIVEL ONLY CHAIR [WITH OR WITHOUT ARMS]

STANDARD:

4- OR 5-STAR BASE | POLYMER BACKREST AND SEAT THAT CAN BE UPHOLSTERED | SWIVEL ONLY MECHANISM | GAS HEIGHT ADJUSTMENT |

4- LEGGED SIDE CHAIR

STANDARD:

STACKABLE | POLYMER (PLASTIC) SEAT THAT CAN BE UPHOLSTERED | POLYMER BACKREST | ROUND TUBULAR CHROME FRAME.

S LEIGH-BASE SIDE CHAIR

STANDARD:

STACKABLE | POLYMER SEAT THAT CAN BE UPHOLSTERED | POLYMER BACKREST | SOLID ROUND BAR FRAME IN CHROME.

P OLYMER BAR STOOL [WITH OR WITHOUT ARMS]

STANDARD:

STACKABLE | POLYMER BACKREST | POLYMER SEAT THAT CAN BE UPHOLSTERED | SOLID ROUND BAR FRAME IN CHROME.



Unupholstered Alfa PU Swivel only chair without arms featuring a 4-spoke High-Nylon base on castors.

Upolstered Alfa PU Swivel only chair with arms featuring a Flat 4-spoke Aluminium base.

Upolstered Alfa PU 4-Legged side chair without arms.

Upolstered Alfa PU Sleigh-base chair without arms.

Un-upholstered Alfa PU Bar stool without arms.

04

AVANT RANGE.



HIGH BACK CHAIR [WITH ARMS]

STANDARD:

NYLON 5-STAR BASE ON CASTORS | GAS HEIGHT ADJUSTABLE | WATERFALL SEAT FRONT | ECONO SYNCHRO MECHANISM | FINGERTIP CONTROL | INJECTION MOULDED NYLON BACKREST WITH BREATHABLE NETTING | ADJUSTABLE NYLON HEADREST.



Avant Mesh High-back chair with Silver knob height-adjustable arms and a 5-Star High Aluminium base.

Back view of the Avant Mesh High-back chair with Silver knob height-adjustable arms and a 5-Star High Aluminium base.

VISITOR SIDE CHAIR [WITH OR WITHOUT ARMS]

STANDARD:

POWDER COATED ROUND TUBE FRAME | MOULDED SEAT | HIGH STRENGTH INJECTION MOULDED NYLON BACKREST | HIGH QUALITY BREATHABLE NETTING ON BACKREST.



Avant Mesh Visitor Side chair with Nylon Ski-arms featuring a Chrome Sleigh-base frame.

Back view of the Avant Mesh Visitor Side chair with Nylon Ski-arms featuring a Chrome Sleigh-base frame.

AVANT RANGE.



MEDIUM BACK CHAIR [WITH ARMS]

STANDARD:

NYLON 5-STAR BASE ON CASTORS | GAS HEIGHT ADJUSTABLE | WATERFALL SEAT FRONT | ECONO SYNCHRO MECHANISM | FINGERTIP CONTROL | INJECTION MOULDED NYLON BACKREST WITH BREATHABLE NETTING.



Avant Medium-back chair featuring a 5-star High Nylon base.



Avant Medium-back chair featuring a 5-star High Aluminium base.



Back view of Avant Medium-back chair featuring a 5-star High Nylon

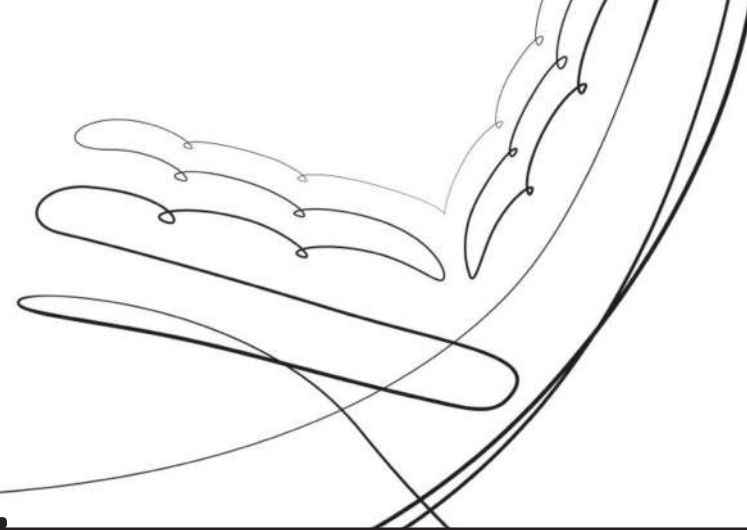


Avant Medium-back chair with a standard 5-star Nylon base.

05

BLANCO

RANGE.



SWIVEL LOUNGE CHAIR

STANDARD:
4-SPOKE FLAT ALUMINIUM BASE | MOULDED SHELL |
GAS HEIGHT ADJUSTMENT.



Front view of the Blanco Swivel Lounge chair

Back view of the Blanco Swivel Lounge chair.

4-LEGGED LOUNGE CHAIR

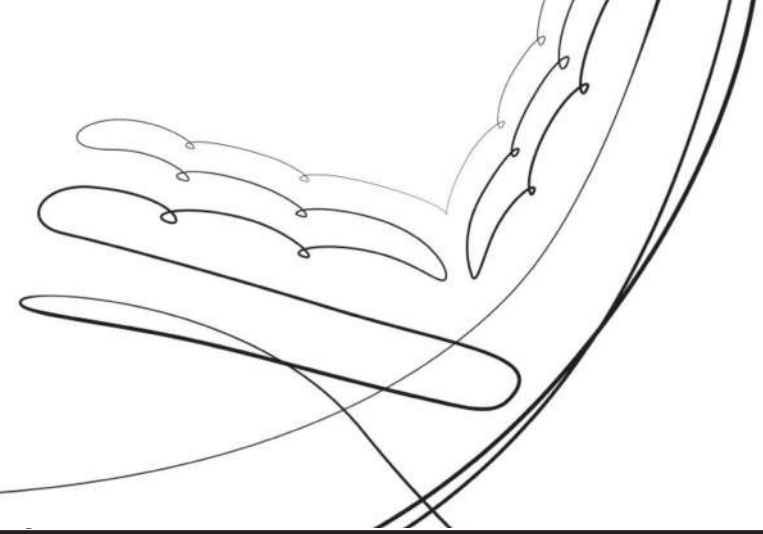
STANDARD:
BLACK EPOXY COATED 4-LEGGED TUBULAR STEEL FRAME.
MOULDED SHELL | SELF-LEVELLING FOOT ADJUSTERS.



Front view of the Blanco 4-legged Lounge chair.

Back view of the Blanco 4-legged Lounge chair.

BLANCO



CROSS-SLED LOUNGE CHAIR

STANDARD:
BLACK EPOXY COATED CROSS-SLED FRAME | MOULDED SHELL.



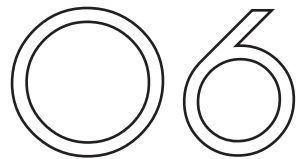
Front view of the Blanco Cross-sled base
Lounge chair.



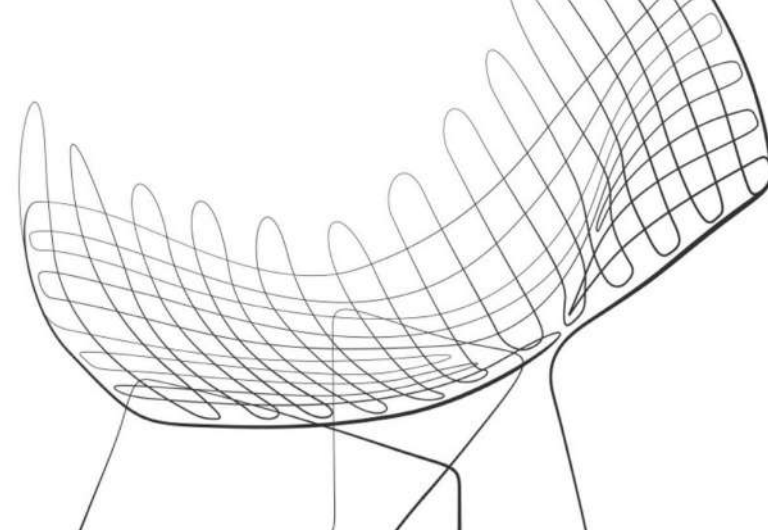
Side view of the Blanco Cross-sled base
Lounge chair.



Back view of the Blanco Cross-sled
base Lounge chair.




C AFÉ RANGE.



C AFÉ BARSTOOL (LOOP FRAME)

STANDARD:
BLACK EPOXY COATED LOOP FRAME WITH FOOTREST | FULLY UPHOLSTERED SHELL | NON-STACKABLE.



Front view of the Café Barstool with a loop frame.

Back view of the Café Barstool with a loop frame.

Side view of the Café Barstool with a loop frame.




C AFÉ BARSTOOL (4-LEGGED)

STANDARD:
BLACK EPOXY COATED 4-LEGGED
FRAME WITH FOOTREST |
FULLY UPHOLSTERED SHELL |

Front view of the Café Barstool with a 4-legged frame.

07

ECONET RANGE.



HIGH-BACK CHAIR (WITH OR WITHOUT ARMS)

STANDARD:

ERGONOMICALLY DESIGNED BACKREST WITH BLACK NETTING | SWIVEL & TILT MECHANISM | ADJUSTABLE GAS HEIGHT | NYLON 5-STAR BASE ON CASTORS.



Econet High-back chair with Trio arms featuring a 5-star Chrome base.

MEDIUM-BACK CHAIR (WITH OR WITHOUT ARMS)

STANDARD:

ERGONOMICALLY DESIGNED BACKREST WITH BLACK NETTING | SWIVEL & TILT MECHANISM | ADJUSTABLE GAS HEIGHT | NYLON 5-STAR BASE ON CASTORS.



Standard Econet High-back chair with Trio arms and the latest 5-star Nylon base.



Standard Econet Medium-back chair with Trio arms and the previous generation 5-Star Nylon base.

VISITOR CHAIR (WITH OR WITHOUT ARMS)

STANDARD:

ERGONOMICALLY DESIGNED BACKREST WITH BLACK NETTING | EPOXY COATED TUBULAR STEEL SLEIGH BASE FRAME.



Standard Econet Visitor chair with adjustable steel bracket arms.

08.1

FASTRACK RANGE.

ICE HIGH-BACK CHAIR [WITH ARMS]

STANDARD:

CHROME OR NYLON BASE | CHROME ARMRESTS WITH PU CAPS | SWIVEL & TILT MECHANISM.



PRINCE OPERATOR CHAIR [WITH ARMS]

STANDARD:

NYLON BASE | SWIVEL & TILT MECHANISM | LUMBAR SUPPORT
MESH BACKREST | FIXED NYLON ARMRESTS.



Fastrack standard ICE High-back chair.

Fastrack ICE High-back chair featuring a 5-star Chrome base.

Fastrack standard Prince Operator chair.

Backview of the Fastrack Standard Prince Operator chair.

FASTRACK RANGE.

ICE VISITOR CHAIR

STANDARD:

INTEGRAL STEEL CHROME FRAME | PU ARM CAPS.



Fastrack Ice Visitor chair with standard features.

ICE 4-LEGGED VISITOR CHAIR (WITH ARMS)

STANDARD:

4 LEGGED CHROME FRAME | NETTED BACKREST |
UPHOLSTERED SEATING | NYLON ARMPADS.



Fastrack Ice 4-legged Visitor chair with standard features.

KARU HIGH-BACK CHAIR (WITH ARMS)

STANDARD:

NYLON 5-STAR BASE | NYLON ARMRESTS |
SWIVEL & TILT MECHANISM.



Fastrack Karu High-back chair with standard features.

KARU VISITOR CHAIR (WITH ARMS)

STANDARD:

STEEL SLEIGH-BASE FRAME | NYLON
ARMRESTS.



Fastrack Karu Medium-back chair with standard features.

08.2

FASTRACK EXECUTIVE RANGE.



D UKE BONDED HIGH-BACK CHAIR [WITH ARMS]

STANDARD:

ALUMINIUM BASE | CHROME GAS | ALUMINIUM ARMRESTS | FORWARD KNEE-TILT MECHANISM | SEATING AND BACKREST UPHOLSTERED IN DURABLE BLACK BONDED LEATHER.



Fastrack Executive standard Duke High back chair.



D UKE BONDED MEDIUM-BACK CHAIR [WITH ARMS]

STANDARD:

ALUMINIUM BASE | CHROME GAS | ALUMINIUM ARMRESTS | FORWARD KNEE-TILT MECHANISM | SEATING AND BACKREST UPHOLSTERED IN DURABLE BLACK BONDED LEATHER.



Fastrack Executive standard Duke bonded Medium-back chair. 14

FASTRACK EXECUTIVE RANGE.

M OGUL BONDED HIGH-BACK CHAIR (WITH ARMS)

STANDARD:

5-STAR CHROME BASE | CHROME GAS | CHROME ARMRESTS | SWIVEL & TILT MECHANISM | SEAT AND BACKREST UPHOLSTERED



Back view of Fastrack Mogul bonded High-back chair.

Front view of Fastrack Mogul bonded High-back chair.

M OGUL BONDED MEDIUM-BACK CHAIR (WITH ARMS)

STANDARD:

5-STAR CHROME BASE | CHROME GAS HEIGHT ADJUSTMENT | CHROME ARMRESTS | SWIVEL & TILT MECHANISM | SEAT AND BACKREST UPHOLSTERED WITH DURABLE BLACK BONDED LEATHER.



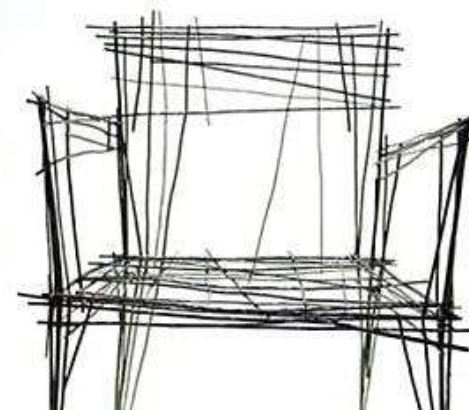
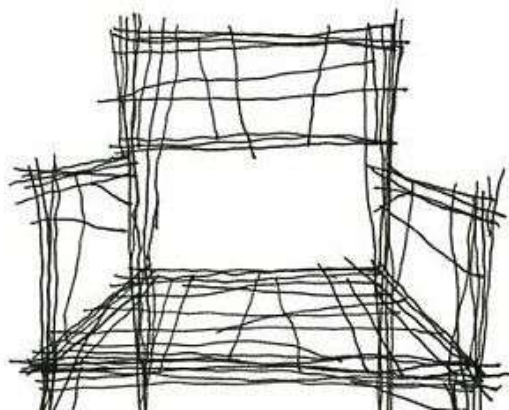
Back view of Fastrack Mogul bonded Medium-back chair.

Side view of Fastrack Mogul bonded Medium-back chair.

Front view of Fastrack Mogul bonded Medium-back chair.

09

Flick RANGE.



SOFT *OR* SIMPLE ARMCHAIR (UPHOLSTERED OR UN-UPHOLSTERED)

STANDARD:

STACKABLE | BLACK POLYMER (PLASTIC INJECTION MOULDED) SEAT | PERFORATED BACKREST | TUBULAR STEEL POWDER COATED FRAME | INCLUDING ARMRESTS.



Back view of the Flick Soft (upholstered) Armchair.

SOFT *OR* SIMPLE SIDE CHAIR (UPHOLSTERED OR UN-UPHOLSTERED)

STANDARD:

STACKABLE | BLACK POLYMER (PLASTIC INJECTION MOULDED) SEAT | PERFORATED BACKREST | TUBULAR STEEL POWDER COATED FRAME | INCLUDING ARMRESTS.



Flick Soft (upholstered) Side chair.



Flick Simple (Un-upholstered) Side chair.

10

FREEZE RANGE.



Freeze chair with 1D Height adjustable arms featuring a 5-star Aluminium base.

FREEZE CHAIR [WITH OR WITHOUT ARMS]

STANDARD:

NYLON BASE | GAS HEIGHT ADJUSTMENT | BLACK NETTED BACKREST | WATERFALL SEAT | HIGH DENSITY FOAM SEAT | RAKE ADJUSTABLE BACKREST |



Freeze chair with 1D Height adjustable arms featuring a 5-star Chrome base.



Freeze chair with Fixed Nylon arms and a standard 5-star Nylon base.



Back view of the Freeze chair with 1D Height adjustable arms and a standard 5-star Nylon base.

”

FUTURA POLY-URETHANE RANGE.



HIGH BACK CHAIR [WITH ARMS]

STANDARD:

NYLON 5-STAR BASE | SINGLE MOULDED SHELL | GAS HEIGHT ADJUSTMENT | SPRING SWIVEL & TILT MECHANISM | NYLON FLEX ARMS | DOUBLE FOLD CREASE UPHOLSTERY DESIGN FOR BACK COMFORT.

MEDIUM BACK CHAIR [WITH ARMS]

STANDARD:

NYLON 5-STAR BASE | SINGLE MOULDED SHELL | GAS HEIGHT ADJUSTMENT | SPRING SWIVEL & TILT MECHANISM | NYLON FLEX ARMS | DOUBLE FOLD CREASE UPHOLSTERY DESIGN FOR BACK COMFORT.

INTEGRAL ARMCHAIR

STANDARD:

SINGLE MOULDED SHELL | EPOXY COATED TUBULAR INTEGRAL SLEIGH BASE | NYLON ARMRESTS | DOUBLE FOLD CREASE UPHOLSTERY DESIGN FOR BACK COMFORT.

UNIVERSAL ARMCHAIR

STANDARD:

SINGLE MOULDED SHELL | EPOXY COATED UNIVERSAL STEEL SLEIGH BASE | POLY-URETHANE ARMRESTS | DOUBLE FOLD CREASE UPHOLSTERY DESIGN FOR BACK COMFORT.



Futura High-back chair with Nylon Flex arms featuring a 5-star Chrome base.

Futura Medium-back chair with Nylon Flex arms featuring a 5-star Nylon base.

Futura Integral armchair featuring a Nylon sleigh-base.

Futura Universal armchair featuring a Chrome sleigh-base frame. 18

12 GRID RANGE.

G RID MEDIUM-BACK CHAIR (WITH ARMS) - IN BLACK OR WHITE

STANDARD:

5-STAR NYLON BASE | BLACK OR WHITE INJECTION MOULDED NYLON BACKREST AND ARMS
| ERGONOMICALLY DESIGNED BACKREST CURVE FOR COMFORT | SWIVEL AND TILT MECHANISM.



White Grid chair featuring a 5-star Aluminium base.



Standard Black Grid chair with a 5-star Nylon base.



Black Grid chair with a 5-star High Aluminium base.



Black Grid draughtsman conversion chair with a 5_star High Nylon base and Chrome footrest-ring.

13

HIGH-FIVE RANGE.



SWIVEL ARMCHAIR

STANDARD:

5-STAR NYLON BASE ON CASTORS | GAS HEIGHT ADJUSTMENT.
SWIVEL AND TILT MECHANISM | BLACK STEEL CURVED ARMRESTS
WITH NYLON ARMCAPS.



4-LEGGED ARMCHAIR

STANDARD:

BLACK POWDER COATED ROUND TUBULAR 4-LEGGED FRAME WITH ARMRESTS | STEEL CURVED ARMRESTS WITH
NYLON CAPS | MESH BACKREST | UPHOLSTERED SEAT.



High-Five Swivel armchair featuring A 4-Spoke High Nylon base

High-Five Swivel armchair featuring Standard black armrest and a 4-Spoke High Nylon base

High-Five 4-Legged armchair featuring Standard black coated 4-legged frame and armrests with nylon caps.

Back- and Side-view of High-Five 4-Legged armchair featuring Standard black coated 4-legged frame and armrests with nylon caps.

HIGH-FIVE RANGE.



SLEIGH-BASE ARMCHAIR

STANDARD :

BLACK POWDER COATED ROUND TUBULAR SLEIGH-BASE FRAME WITH ARMRESTS | STEEL CURVED ARMRESTS WITH NYLON CAPS | MESH BACKREST | UPHOLSTERED SEAT.



Front- and Back-view of the High-Five Sleigh-base armchair featuring Chromes sleigh-base frame and armrests with nylon caps.



Front-, Back- and Side-view of the High-Five Sleigh-base armchair featuring Standard black coated sleigh-base frame and armrests with nylon caps.

14

IGNITE RANGE.



HIGH BACK CHAIR (WITH ARMS)

STANDARD:

5-STAR NYLON BASE ON CASTORS | GAS HEIGHT ADJUSTABLE
| WATERFALL SEAT EDGE | ECONO SYNCHRO MECHANISM |
FINGER- TIP CONTROL | INJECTION MOULDED NYLON
BACKREST WITH BREATHABLE NETTING |
ADJUSTABLE NYLON HEADREST |
1D HEIGHT ADJUSTABLE ARMS



MEDIUM BACK CHAIR (WITH ARMS)

STANDARD:

5-STAR NYLON BASE ON CASTORS | GAS HEIGHT ADJUSTABLE
| WATERFALL SEAT EDGE | ECONO SYNCHRO MECHANISM |
FINGERTIP CONTROL | INJECTION MOULDED NYLON BACKREST
WITH BREATHABLE NETTING | 1D HEIGHT ADJUSTABLE ARMS



VISITOR CHAIR (WITH OR WITHOUT ARMS)

STANDARD:

ROUND TUBE FRAME | POWDER COATED | MOULDED SEAT
| HIGH STRENGTH INJECTION MOULDED NYLON BACKREST
| HIGH QUALITY BREATHABLE NETTING ON BACKREST |
WITHOUT ARMS.



Front view of the Ignite standard HB chair with 1D arms.

Back view of the Ignite standard HB chair with 1D arms.

Front view of the Ignite standard MB chair with 1D arms.

Back view of the Ignite standard MB chair with 1D arms.

Front view of the Ignite visitor chair with fixed Nylon arms featuring a Chrome sleigh-base.

Back view of the Ignite visitor chair with fixed Nylon arms featuring a Chrome

15

INDUSTRIAL RANGE.

SHAFT PU CHAIR

STANDARD:

POLY-URETHANE SEAT AND BACKREST | GAS HEIGHT ADJUSTMENT
| BACK RAKE ADJUSTABLE MECHANISM | NYLON BASE.



Standard Shaft PU chair.

Shaft PU chair featuring a Chrome footring.

CLUB PU CHAIR

STANDARD:

POLY-URETHANE SEAT AND BACKREST | GAS HEIGHT ADJUSTMENT
| BACK RAKE ADJUSTABLE MECHANISM | NYLON BASE.



Standard Club PU chair.

Club PU chair featuring a Nylon footring.

SADDLE PU CHAIR

STANDARD:

POLY-URETHANE SEAT | GAS HEIGHT ADJUSTMENT
| NYLON BASE.



Standard Saddle PU chair.

INDUSTRIAL RANGE.

CADDY PU CHAIR

STANDARD:
POLY-URETHANE SEAT | GAS HEIGHT
ADJUSTMENT | NYLON BASE.



Standard Caddy PU chair.

PADDLE PU CHAIR

STANDARD:
5-STAR NYLON BASE | POLY-URETHANE ONE PART SHELL | GAS HEIGHT ADJUSTMENT |
SWIVEL MECHANISM.



Front view of the standard Industrial Paddle PU chair.

Back view of the standard Industrial Paddle PU chair.

Side view of the standard Industrial Paddle PU chair.

UP PU CHAIR


STANDARD:
UPHOLSTERED SEAT | GAS HEIGHT ADJUSTMENT |
ROUND NYLON BASE.



The standard Industrial UP PU chair.

16

KYOS RANGE.



4-LEGGED ARMCHAIR OR SIDE CHAIR

STANDARD:

BLACK PLASTIC INJECTION MOULDED SEAT AND BACKREST | TUBULAR STEEL POWDER COATED FRAME | STACKABLE | COMPONENTS ARE MANUFACTURED IN ITALY.



Kyos 4-legged Armchair with arms and an upholstered seat.



Kyos 4-legged Side chair without arms and an upholstered seat.



Kyos, Un-upholstered 4-legged Armchair with arms shown in a stacked position.



Kyos 4-legged Armchair with arms, an upholstered seat and a foldable writing tablet in its downright position.



Kyos 4-legged Side chair with arms, an upholstered seat and a foldable writing tablet in its upward position.

17

LINK RANGE.

HIGH BACK CHAIR [WITH ARMS]

STANDARD:

NYLON 5-STAR BASE | SINGLE MOULDED SHELL | GAS HEIGHT ADJUSTMENT | SPRING SWIVEL & TILT MECHANISM | NYLON FLEX ARMS.



Link High-back chair featuring a High 5-star Chrome base.

Side view of the Link High-back chair featuring a 5-star Aluminium base.

MEDIUM BACK CHAIR [WITH ARMS]

STANDARD:

NYLON 5-STAR BASE | GAS HEIGHT ADJUSTMENT | SINGLE MOULDED SHELL NYLON FLEX ARMS | MODERN CENTRE AND BORDER STITCHED UPHOLSTERY | SPRING SWIVEL & TILT MECHANISM.



Link Medium-back chair featuring a High 5-star Aluminium base.

Link Medium-back chair featuring a High 5-star Nylon base.

CURVED INTEGRAL SLEIGH-BASE CHAIR

STANDARD:

BLACK POWDER COATED TUBULAR FRAME | NYLON ARM CAPS | SINGLE MOULDED SHELL | MODERN CENTRE AND BORDER STITCHED UPHOLSTERY.



Link Curved Integral sleigh base chair featuring a Chrome tubular frame.

18

LUMBAR-PRO RANGE

EXTRA HIGH-BACK CHAIR (WITH OR WITHOUT ARMS)

STANDARD:

NYLON 5-STAR BASE ON CASTORS | GAS HEIGHT ADJUSTABLE | WATERFALL SEAT FRONT | ERGONOMICALLY DESIGNED BACKREST | MECHANICALLY ADJUSTABLE LUMBAR SUPPORT | PERMANENT CONTACT MECHANISM.



Lumbarpro Extra High-back chair with a 5-star High Nylon base, Height adjustable 1D arms and a Passive Synchro mechanism.



Lumbarpro Extra High-back chair with 3D arms featuring a 5-star Chrome base, a Passive Synchro mechanism and bonded leather upholstery.

HIGH-BACK CHAIR (WITH OR WITHOUT ARMS)

STANDARD:

NYLON 5-STAR BASE ON CASTORS | GAS HEIGHT ADJUSTABLE | WATERFALL SEAT FRONT | ERGONOMICALLY DESIGNED BACKREST | MECHANICALLY ADJUSTABLE LUMBAR SUPPORT | PERMANENT CONTACT MECHANISM.



Lumbarpro High-back chair with Height adjustable Fleet arms, a 5-star Aluminium base, and a Donati Synchro mechanism.

MEDIUM-BACK CHAIR (WITH OR WITHOUT ARMS)

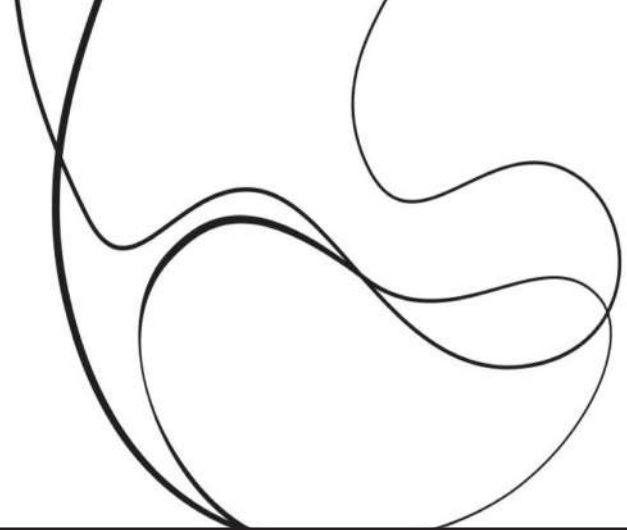
STANDARD:

NYLON 5-STAR BASE ON CASTORS | GAS HEIGHT ADJUSTABLE | WATERFALL SEAT FRONT | ERGONOMICALLY DESIGNED BACKREST | MECHANICALLY ADJUSTABLE LUMBAR SUPPORT | PERMANENT CONTACT MECHANISM.



Lumbarpro Medium-back chair with Height adjustable 1D arms, a 5-star High Aluminium base and a Permanent contact mechanism.

19 OPTIMA RANGE.



HIGH-BACK CHAIR

STANDARD:

5-STAR NYLON BASE ON CASTORS | GAS HEIGHT ADJUSTMENT | ECONO SYNCHRO MECHANISM | CLEARVIEW NETTING | MOULDED FOAM SEAT | INCLUDING 1D HEIGHT ADJUSTABLE ARMS | FULLY ADJUSTABLE HEADREST.



Front view of the standard Optima High-back chair.



Back view of the standard Optima High-back chair.



Side view of the standard Optima High-back chair.

MEDIUM-BACK CHAIR

STANDARD:

5-STAR NYLON BASE ON CASTORS | GAS HEIGHT ADJUSTMENT | ECONO SYNCHRO MECHANISM | MOULDED FOAM SEAT | CLEARVIEW NETTING | INCLUDING 1D HEIGHT ADJUSTABLE ARMS | FULLY ADJUSTABLE HEADREST.



Front view of the standard Optima Medium-back chair.



Back view of the standard Optima Medium-back chair.

20 PICO RANGE.



SIDE CHAIR

STANDARD:
TUBULAR SLEIGH-BASE FRAME | TWO PART SHELL | WITHOUT ARMRESTS.



Side view of the standard Pico Side chair.



Front view of the standard Pico Side chair.



Back view of the standard Pico Side chair.

ARMCHAIR

STANDARD:
TUBULAR SLEIGH-BASE FRAME | TWO PART SHELL | NYLON ARMRESTS.



Side view of the standard Pico Armchair.



Back view of the standard Pico Armchair.

PICO RANGE.



HIGH-BACK SWIVEL AND TILT CHAIR

STANDARD:

NYLON 5-STAR BASE | TWO PART SHELL | GAS HEIGHT ADJUSTMENT WITH SPRING TILT MECHANISM | NYLON ARMRESTS.



Side view of the standard Pico High-back swivel and tilt chair.



Side view of the standard Pico High-back swivel and tilt chair.



Front view of Pico High-back swivel and tilt chair featuring a High Aluminium 5-star base.

MEDIUM-BACK SWIVEL AND TILT CHAIR

STANDARD:

NYLON 5-STAR BASE | TWO PART SHELL | GAS HEIGHT ADJUSTMENT WITH SPRING TILT MECHANISM | NYLON ARMRESTS.



Side view of the standard Pico Medium-back swivel and tilt chair.



Front view of the Pico Medium-back swivel and tilt chair featuring a 5-star Chrome base.

21.1

RAGGIO POLYURETHANE RANGE.



High-back chair (WITH ARMS)

STANDARD:

NYLON 5-STAR BASE | SINGLE MOULDED SHELL | GAS HEIGHT ADJUSTMENT | NYLON FLEX ARMREST | PLEATED UPHOLSTERY DESIGN WITH BORDER STITCHED EDGES.

Medium-back chair (WITH ARMS)

STANDARD:

NYLON 5-STAR BASE | SINGLE MOULDED SHELL | GAS HEIGHT ADJUSTMENT | NYLON FLEX ARMREST | PLEATED UPHOLSTERY DESIGN WITH

Universal sleigh-base chair (WITH ARMS)

STANDARD:

ROUND TUBE FRAME | POWDER COATED FRAME | SINGLE MOULDED SHELL | FLEXIBLE NYLON ARMRESTS | PLEATED UPHOLSTERY DESIGN WITH BORDER STITCHED EDGES.

Curved integral sleigh-base chair

STANDARD:

CURVED ROUND TUBE FRAME | POWDER COATED FRAME | SINGLE MOULDED SHELL | NYLON ARM CAPS | PLEATED UPHOLSTERY DESIGN WITH BORDER STITCHED EDGES.

Integral sleigh-base chair

STANDARD:

ROUND TUBE FRAME | POWDER COATED FRAME | SINGLE MOULDED SHELL | NYLON ARM CAPS | PLEATED UPHOLSTERY DESIGN WITH BORDER STITCHED EDGES.



Raggio Polyurethane High-back chair with Aprilla polished Aluminium arms and arm-pads, Swivel and tilt mechanism and a 5-star aluminium base.

Raggio Polyurethane Medium-back chair with Nylon Flex arms, Swivel and tilt mechanism and a 5-star Chrome base.

Raggio Polyurethane Universal sleigh-base chair with Nylon flex arms and a Chrome sleigh-base finish.

Raggio Polyurethane Curved integral Chromed sleigh base chair.

Raggio Polyurethane Integral Chromed sleigh base chair.

21.2

RAGGIO WOODEN RANGE.



HIGH-BACK CHAIR [WITH ARMS]

STANDARD:

5 STAR METAL BASE WITH LAMINATED CAPS | SINGLE MOULDED SHELL | GAS HEIGHT ADJUSTMENT | WOODEN BOOMERANG LAMINATED ARMREST | PLEATED UPHOLSTERY DESIGN WITH BORDER STITCHED EDGES.



MEDIUM-BACK CHAIR [WITH ARMS]

STANDARD:

5 STAR METAL BASE WITH LAMINATED CAPS | SINGLE MOULDED SHELL | GAS HEIGHT ADJUSTMENT | WOODEN BOOMERANG LAMINATED ARMREST | PLEATED UPHOLSTERY DESIGN WITH BORDER STITCHED EDGES.



4-LEGGED CHAIR

STANDARD:

LAMINATED FRAME | SINGLE MOULDED SHELL | PLEATED UPHOLSTERY DESIGN WITH BORDER STITCHED EDGES.



STANDARD SLEIGH-BASE CHAIR

STANDARD:

LAMINATED FRAME | SINGLE MOULDED SHELL | PLEATED UPHOLSTERY DESIGN WITH BORDER STITCHED EDGES.



Raggio Wooden Standard High-back chair with Boomerang wooden laminate arms and a Forward knee-tilt Synchro mechanism.


Raggio Wooden standard Medium-back chair with Boomerang wooden laminate arms and a Swivel and tilt mechanism.

Raggio Wooden standard 4-Legged chair.

Raggio Wooden standard Sleigh-base chair. 32

22

RUMI RANGE.



HIGH BACK CHAIR (WITH ARMS)

STANDARD:

5-STAR NYLON BASE ON CASTORS | UPHOLSTERED HEADREST |
3-LOCK SYNCHRO MECHANISM | GAS HEIGHT ADJUSTMENT | NYLON
SEAT UNDER COVER | BLACK NETTED BACKREST WITH BREATHABLE
NETTING AND ADJUSTABLE LUMBAR SUPPORT |
2D HEIGHT-ADJUSTABLE ARMRESTS.



Front view of the Rumi High-back chair with 2D height-adjustable arms and a 5-Star Chrome base on castors.



Front view of the Rumi High-back chair with a Standard 5-Star Nylon base and 2D height-adjustable arms.



Back view of the Rumi High-back chair with a Standard 5-Star Nylon base and 2D height-adjustable arms.



Side view of the Rumi High-back chair with a Standard 5-Star Nylon base and 2D height-adjustable arms.

RUMI RANGE.

MEDIUM-BACK CHAIR (WITH ARMS)

STANDARD:

5-STAR NYLON BASE ON CASTORS | 3-LOCK SYNCHRO MECHANISM.
GAS HEIGHT ADJUSTMENT | NYLON SEAT UNDER COVER | BLACK NETTED BACKREST WITH BREATHABLE NETTING AND ADJUSTABLE LUMBAR SUPPORT | 2D HEIGHT-ADJUSTABLE ARMRESTS.



Front view of the Rumi Medium-back chair with 2D height-adjustable arms and a 5-Star Aluminium base.

Back- and side-view of the Standar Rumi Medium-back chair with 2D height-adjustable arms and a 5-Star Nylon base.

VISITOR CHAIR (WITH ARMS)

STANDARD:

UNIVERSAL SLEIGH-BASE | BLACK EPOXY COATED FRAME | NYLON SEAT UNDER COVER | BLACK NETTED BACKREST WITH BREATHABLE NETTING AND ADJUSTABLE LUMBAR SUPPORT | FIXED NYLON SKI- ARMS.



Front view of the Rumi Visitor chair with Nylon Ski-arms featuring a black coated Sleigh-base frame.

Back- and side- view of the Rumi Visitor chair with Nylon Ski-arms featuring a black coated Sleigh-base frame.

23.1 STARK BONDED RANGE.

HIGH-BACK CHAIR [WITH OR WITHOUT ARMS]

STANDARD:

NYLON 5-STAR BASE | GAS HEIGHT ADJUSTMENT | SWIVEL AND TILT MECHANISM | HORIZONTAL STITCH DESIGN.



VISITOR CHAIR [WITH OR WITHOUT ARMS]

STANDARD:

UNIVERSAL BLACK STEEL SLEIGH-BASE FRAME | HORIZONTAL STITCH DESIGN.



Stark bonded High-back chair with Chrome arms, Swivel and tilt mechanism and a 5-star Chrome base.

Stark bonded High-back chair with Nylon flex arms, Swivel and tilt mechanism and a 5-star Nylon base.

Back view of the Stark bonded High-back chair with Nylon flex arms, Swivel and tilt mechanism and a 5-star Nylon base.

Stark bonded Visitor chair with Nylon flex arms and a universal Black Powder coated steel sleigh-base frame.

Back view of Stark bonded Visitor chair with Nylon flex arms and a universal black steel sleigh-base frame.

23.2 STARK NETTED RANGE.

HIGH-BACK CHAIR [WITH OR WITHOUT ARMS]

STANDARD:

NYLON 5-STAR BASE ON CASTORS | SWIVEL & TILT MECHANISM | GAS HEIGHT ADJUSTMENT | ERGONOMICALLY DESIGNED BLACK NETTED BACKREST.



VISITOR CHAIR [WITH OR WITHOUT ARMS]

STANDARD:

EPOXY COATED TUBULAR STEEL SLEIGH BASE FRAME | ERGONOMICALLY DESIGNED BLACK NETTED BACKREST.



Stark Netted Standard High-back chair (Swivel and tilt mechanism and 5-star Nylonbase) featuring Nylon Flexi arms.

Back view of the Stark Netted Standard High-back chair featuring Nylon Flexi arms.

Stark Netted Standard Visitor chair (Black powder coated universal black steel sleigh-base) featuring Nylon Flexi arms.

Back view of Stark Standard Netted Visitor chair featuring Nylon Flexi arms.

24

STRIQ

RANGE.

STRIQ SIDE CHAIR *(UPHOLSTERED OR UN-UPHOLSTERED SEAT)*

STANDARD:

BLACK OR WHITE PLASTIC INJECTION MOULDED ONE PART SHELL |
CHROME TUBULAR STEEL FRAME | PERFORATED BACKREST ITALIAN DESIGN.



Side view of the Black Striq Side chair with an upholstered seat.



Front view of the Black Striq Side chair with an upholstered seat.



Back view of the Black Striq Side chair with an upholstered seat.



Side view of the White Striq Side chair with an upholstered seat.



Front view of the White Striq Side chair with an upholstered seat.



Back view of the White Striq Side chair with an upholstered seat.

STRIQ RANGE.

STRIQ SWIVEL CHAIR (UPHOLSTERED OR UN-UPHOLSTERED SEAT)

STANDARD:

BLACK OR WHITE PLASTIC INJECTION MOULDED ONE PART SHELL | 5-STAR NYLON BASE | GAS HEIGHT ADJUSTMENT | SWIVEL & TILT MECHANISM | SEAT CAN BE UPHOLSTERED | ITALIAN PERFORATED BACKREST DESIGN.



Standard Black Striq swivel chair (5-star Nylon base and Swivel and tilt mechanism) with an upholstered seat.

Black Striq swivel chair featuring a 5-star Chrome base and an upholstered seat.

White Striq swivel chair featuring a 5-star Aluminium base and an upholstered seat.


Back view of the White Striq swivel chair featuring a 5-star Chrome base and an upholstered seat.

Side view of the White Striq swivel chair featuring a 5-star Chrome base and an upholstered seat.

Unupholstered White Striq swivel chair featuring a 5-star Chrome base.

25

SWAG RANGE.



VISITOR SIDE CHAIR

STANDARD:

BLACK TUBULAR STEEL LOOP STRUCTURE | ONE PART SHELL | FOAMED CHANEL STITCH UPHOLSTERY DESIGN.



MEDIUM-BACK CHAIR

STANDARD:

WRAP AROUND BLACK POWDER COATED STEEL ARMS | SWIVEL AND TILT MECHANISM | HEIGHT ADJUSTABLE TYPIST GAS | 5-STAR NYLON BASE | FOAMED CHANEL STITCH UPHOLSTERY DESIGN.



Standard Swag Visitor chair (Black powder coated loop frame).

Standard Swag Visitor chair.

Standard Swag Medium-back chair.

Back view of the Standard Swag Medium-back chair.

SWAG RANGE.

VISITOR 4-LEGED ARMCHAIR

STANDARD:

4 LEGGED STEEL STRUCTURE | BLACK POWDER COATED FRAME
| WRAP AROUND CONTINUUM STEEL ARMS | ONE PART SHELL |
UPHOLSTERED



Standard Swag Visitor 4-legged chair.

Back view of the standard Swag Visitor 4-legged chair.

HIGH-BACK CHAIR

STANDARD:

5-STAR NYLON BASE | WRAP AROUND CONTINUUM STEEL ARMS
| ONE PART SHELL | SWIVEL AND TILT MECHANISM | HEIGHT
ADJUSTABLE TYPIST GAS.



Back view of the standard Swag High-back chair.

Front view of the standard Swag High-back chair.

26

SYMPHONY RANGE

P IANO CHAIR

STANDARD:

BLACK EPOXY COATED CROSS-SLED BASE | ENGINEERED WOODEN ONE PART SHELL WITH HIGH DENSITY, MOULDED FOAM BACKREST AND SEAT | VERTICAL CHANNEL-TUFTED UPHOLSTERY IN LUXURIOUS HIGH-QUALITY VELVET FABRIC | FOLD-OVER EDGE CURVED BACKREST ACCENT DESIGN.



Piano chair featuring a 4-spoke high Aluminium base on castors and a swivel only mechanism.

Side view of the Piano chair featuring a 4-spoke high Aluminium base on castors.

Back view of the Piano chair featuring a 4-spoke high Aluminium base on castors.

S NARE CHAIR

STANDARD:

BLACK EPOXY COATED CROSS-SLED BASE | ENGINEERED WOODEN ONE PART SHELL WITH HIGH DENSITY, MOULDED FOAM BACKREST AND SEAT | CLASSICAL SINGLE WELT UPHOLSTERY | LOOSE REMOVABLE SEAT CUSHION.



Front view of Snare chair featuring a 4-Spoke High Aluminium base on glides.

SYMPHONY RANGE

V IOLIN CHAIR

STANDARD:

ENGINEERED WOODEN ONE PART SHELL WITH HIGH DENSITY,
MOULDED FOAM BACKREST AND SEAT | DIAMOND-TUFTED
UPHOLSTERY BACK DETAIL | LOOSE REMOVABLE SEAT CUSHION.



Front view of the Violin Chair featuring an elevated 4-spoke Aluminium base on glides.

Front view of the standard Violin Chair (on a black cross-sled base).

Back view of the standard Violin Chair (on a black cross-sled base).

C ELLO CHAIR

STANDARD:

ENGINEERED WOODEN ONE PART SHELL WITH HIGH DENSITY,
MOULDED FOAM BACKREST AND SEAT | FOLD-OVER EDGE
CURVED BACK AND ARMREST ACCENT DESIGN | LOOSE
REMOVABLE SEAT CUSHION.



Front view of the standard Swag High-back chair.

Front view of the standard Swag High-back chair.

Front view of the standard Swag High-back chair.

SYMPHONY RANGE

BANJO CHAIR

STANDARD:

MODERN STATEMENT-DESIGNED UPWARD CURVING SOLID WOOD CONNECTED TO THE BACKREST FRAME | HIGH DENSITY, HIGH-QUALITY ELASTIC FOAM FILLER ON SEAT AND BACKREST.



Banjo chair featuring 4 legged oak legs.

Angled back view of Banjo chair featuring 4 legged oak legs.

Back view Banjo chair featuring 4 legged oak legs.

SLIDE CHAIR

STANDARD:

4-SPOKE ALUMINIUM BASE | CLASSICALLY DESIGNED ONE PART SHELL CHAIR | MOULDED FOAM BACKREST AND SEAT | GAS HEIGHT ADJUSTMENT | SWIVEL ONLY MECHANISM.



Side view of the Slide chair featuring a 4-spoke flat aluminium base on glides.

Front view of the Slide chair featuring a 4-spoke flat aluminium base on glides.

Back view of the Slide chair featuring a 4-spoke flat aluminium base on glides.

SYMPHONY RANGE

M ELODY CHAIR

STANDARD:

5-STAR BASE ON GLIDES | CLASSICALLY DESIGNED ONE PART SHELL CHAIR | MOULDED FOAM BACKREST AND SEAT | SWIVEL ONLY MECHANISM.



Melody chair featuring a 4-spoke flat aluminium base on glides.

Back view of the Melody chair featuring a 4-spoke flat aluminium base on glides.

Side view of the Melody chair featuring a 4-spoke flat aluminium base on glides.

D OLCE CHAIR

STANDARD:

BLACK EPOXY COATED CROSS-SLED FRAME | ONE PART SHELL MOULDED FOAM | BACKREST AND SEAT | CLASSICAL SINGLE WEFT UPHOLSTERY LOOSE REMOVABLE SEAT CUSHION.



Front view of the Dolce chair featuring a 4-spoke high Nylon base on castors.

Side view of the Dolce chair featuring a 4-spoke high Nylon base on castors.

Back view of the Dolce chair featuring a 4-spoke high Nylon base on castors.

SYMPHONY RANGE

OPTIONAL BASES

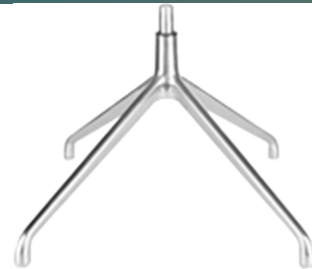
5-STAR HIGH NYLON
BASE ON CASTORS



4-SPOKE HIGH ALUMINIUM
BASE ON CASTORS



4-SPOKE HIGH ALUMINIUM
BASE ON GLIDES




4-SPOKE FLAT
ALUMINIUM BASE



4-SPOKE FLAT ALUMINIUM
BASE ON GLIDES



4-SPOKE HIGH NYLON BASE
ON CASTORS



4 LEGGED WOODEN BASE
-STAIN COLOUR: CASTLE BROWN
(BANJO CHAIR)



27

TECHNO 600 RANGE.



HIGH-BACK CHAIR [WITH ARMS]

STANDARD:

5-STAR NYLON BASE | GAS HEIGHT ADJUSTMENT | SINGLE MOULDED SHELL | SPRING SWIVEL & TILT MECHANISM | NYLON FLEX ARMRESTS.



Techno600 High-back chair with Flexi arms featuring a 5-star Chrome base and a Forward knee-tilt mechanism.

MEDIUM-BACK CHAIR [WITH ARMS]

STANDARD:

5-STAR NYLON BASE | GAS HEIGHT ADJUSTMENT | SINGLE MOULDED SHELL | SPRING SWIVEL & TILT MECHANISM | NYLON FLEX ARMRESTS.



Standard Techno600 Medium-back chair.

INTEGRAL SLEIGH-BASE CHAIR

STANDARD:

EPOXY COATED INTEGRAL TUBULAR SLEIGH BASE | SINGLE MOULDED SHELL | NYLON ARMREST CAPS.



Standard Techno600 Integral sleigh-base chair with integral arms.

SIDE OR VISITOR CHAIR

STANDARD:

EPOXY COATED UNIVERSAL TUBULAR STEEL SLEIGH BASE | SINGLE MOULDED SHELL.



Techno600 Visitor Chair with Nylon Flexi arms featuring a Chromed sleigh-base frame.

Standard (Black powder coated frame) Techno600 Side Chair without arms.

28

TECHNO 800 RANGE.



HIGH-BACK CHAIR (WITH OR WITHOUT ARMS)

STANDARD:

NYLON 5-STAR BASE ON CASTORS
| GAS HEIGHT ADJUSTMENT |
WATERFALL SEAT FRONT
| ECONO SYNCHRO
MECHANISM
| ERGONOMICALLY
DESIGNED BACKREST



MEDIUM-BACK CHAIR (WITH OR WITHOUT ARMS)

STANDARD:

NYLON 5-STAR BASE ON CASTORS |
GAS HEIGHT ADJUSTMENT | WATERFALL
SEAT FRONT | ECONO
SYNCHRO MECHANISM |
ERGONOMICALLY
DESIGNED
BACKREST.



TYPIST CHAIR (WITH OR WITHOUT ARMS)

STANDARD:

NYLON 5-STAR BASE ON CASTORS | GAS HEIGHT ADJUSTMENT | WATERFALL SEAT FRONT |
RAKE ADJUSTABLE MECHANISM | FINGERTIP CONTROL | BACKREST HEIGHT ADJUSTABLE.



Techno 800 High-back chair with Height adjustable Fleet arms featuring a 5-star High Aluminium base and Donati Synchro mechanism.

Techno 800 Medium-back chair with Nylon Flex arms featuring a 5-star Chrome base.

Standard (Rake adjustable mechanism) Techno 800 Typist chair with Nylon Flex arms.

Techno 800 Typist chair featuring a Chrome footrest.

Techno 800 Typist chair featuring a Nylon footrest. 47

29

TECHNO 800 EXECUTIVE RANGE.



HIGH-BACK CHAIR (WITH OR WITHOUT ARMS)

STANDARD:

NYLON 5-STAR BASE ON CASTORS |
GAS HEIGHT ADJUSTMENT | WATERFALL
SEAT FRONT | ECONO-
SYNCHRO MECHANISM |
ERGONOMICALLY
DESIGNED
BACKREST.



MEDIUM-BACK CHAIR (WITH OR WITHOUT ARMS)

STANDARD:

NYLON 5-STAR BASE ON
CASTORS | GAS HEIGHT
ADJUSTMENT | WATERFALL
SEAT FRONT | ECONO
SYNCHRO MECHANISM
| ERGONOMI-
CALLY
DESIGNED
BACKREST.



CURVED INTEGRAL SPLIT SHELL CHAIR

STANDARD:

SPLIT SHELL ON A
BLACK POWER COATED
TUBULAR FRAME | PU
ARM PADS.

Techno 800 executive High-back chair with Wishbone arms in Bonded leather featuring a 5-star Aluminium base.

Techno 800 executive Medium-back chair with flexi arms in Bonded leather featuring a 5-star Aluminium base.

Techno 800 executive Curved integral Chromed split shell chair with arms in Bonded leather.

30

TECHNO 900 RANGE.



HIGH-BACK CHAIR [WITH ARMS]

STANDARD:

NYLON 5-STAR BASE | GAS HEIGHT ADJUSTMENT | SINGLE MOULDED SHELL | SPRING SWIVEL & TILT MECHANISM | NYLON FLEX ARMRESTS.



MEDIUM-BACK CHAIR [WITH ARMS]

STANDARD:

NYLON 5-STAR BASE | GAS HEIGHT ADJUSTMENT | SINGLE MOULDED SHELL | SPRING SWIVEL & TILT MECHANISM | NYLON FLEX ARMRESTS.



CANTILEVER ARMCHAIR

STANDARD:

EPOXY COATED TUBULAR CANTILEVER FRAME | SEPERATE SEAT AND BACKREST (CANTILEVER RUNS EXTERNALLY ACROSS LUMBAR AREA OF BACKREST).



INTEGRAL ARMCHAIR

STANDARD:

EPOXY COATED TUBULAR STEEL SLEIGH BASE | SINGLE MOULDED SHELL | NYLON ARMREST-CAPS.

Techno900 High-back chair with arms featuring a 5-star Chrome base.

Standard Techno900 Medium-back chair.

Techno900 Standard Cantilever Armchair

Techno900 Standard Integral Armchair

31

TECHNO 1000 RANGE.



HIGH-BACK CHAIR (WITH OR WITHOUT ARMS)

STANDARD:

NYLON 5-STAR BASE ON CASTORS | GAS HEIGHT ADJUSTMENT | ECONO SYNCHRO MECHANISM | WATERFALL SEAT FRONT | ERGONOMICALLY DESIGNED BACKREST.



Techno1000 High-back chair with arms in featuring a 5-star alluminium base.

MEDIUM-BACK CHAIR (WITH OR WITHOUT ARMS)

STANDARD:

NYLON 5-STAR BASE ON CASTORS | GAS HEIGHT ADJUSTMENT | ECONO SYNCHRO MECHANISM | WATERFALL SEAT FRONT | ERGONOMICALLY DESIGNED BACKREST.



Techno1000 Standard Medium-back chair with arms.



Techno1000 Medium-back chair with arms featuring a 5-star Chrome base.

VISITOR ARMCHAIR

STANDARD:

BLACK TUBULAR STEEL FRAME | SPLIT SHELL | PU ARM-PADS.



Techno1000 Visitor armchair featuring a Chrome sleigh-base.

32

T YPIST

RANGE.



S CORPIO HIGH-BACK OPERATOR CHAIR (WITH ARMS)

STANDARD:

NYLON 5-STAR BASE ON CASTORS | GAS HEIGHT ADJUSTMENT | WATERFALL SEAT FRONT |

RAKE ADJUSTABLE MECHANISM | FINGERTIP CONTROL | BACKREST HEIGHT ADJUSTABLE | NYLON FLAMINGO ARMRESTS.



Standard Scorpio High-back operator chair with flamingo arms.

R OCK AND ROLL HIGH-BACK CHAIR (WITH OR WITHOUT ARMS)

STANDARD:

NYLON 5-STAR BASE ON CASTORS | GAS HEIGHT ADJUSTMENT | WATERFALL SEAT FRONT |

RAKE ADJUSTABLE MECHANISM | FINGERTIP CONTROL | BACKREST HEIGHT ADJUSTABLE.



Standard Rock and Roll High-back chair with flamingo arms

R OCK AND ROLL TYPIST CHAIR (WITH OR WITHOUT ARMS)

STANDARD:

NYLON 5-STAR BASE ON CASTORS | GAS HEIGHT ADJUSTMENT | WATERFALL SEAT FRONT |

RAKE ADJUSTABLE MECHANISM | FINGERTIP CONTROL | BACKREST HEIGHT ADJUSTABLE.



Standard Rock and Roll Typist chair with fixed ski arms.

T ECHNO 500 TYPIST CHAIR

STANDARD:

NYLON 5-STAR BASE ON CASTORS | GAS HEIGHT ADJUSTMENT | WATERFALL SEAT FRONT |


RAKE ADJUSTABLE MECHANISM | FINGERTIP CONTROL | BACKREST HEIGHT ADJUSTABLE.



Standard Techno 500 Typist chair with featuring a chromed footrest.

33

VIGANO RANGE.



HIGH-BACK CHAIR (WITH OR WITHOUT ARMS)

STANDARD:

NYLON 5-STAR BASE ON CASTORS | GAS HEIGHT ADJUSTABLE | ERGONOMICALLY DESIGNED BACKREST WITH BLACK NETTING | EONO SYNCHRO-MECHANISM | WATERFALL SEAT FRONT.



Vigano High-back chair with Nylon Flex arms featuring a 5-star Chrome base and Donati Synchro mechanism.

MEDIUM-BACK CHAIR (WITH OR WITHOUT ARMS)

STANDARD:

NYLON 5-STAR BASE ON CASTORS | GAS HEIGHT ADJUSTABLE | ERGONOMICALLY DESIGNED BACKREST WITH BLACK NETTING | ECONOSYNCHRO MECHANISM | WATERFALL SEAT FRONT.



Vigano Medium-back chair with Nylon Ski arms featuring a 5-star Chrome base.



Vigano Medium-back chair with Nylon Ski arms and a 5-star Nylon base.

CURVED INTEGRAL ARMCHAIR (WITH OR WITHOUT ARMS)

STANDARD:

BLACK EPOXY COATED, SPLIT SHELL, TUBULAR STEEL SLEIGH BASE | ERGONOMICALLY DESIGNED BACKREST WITH BLACK NETTING | PU ARM PADS | WATERFALL SEAT FRONT.



Vigano Curved integral visitor armchair in a black sleigh-base frame.

Vigano Curved integral visitor armchair in a Chromed sleigh-base frame.

34

VISTA RANGE.



HIGH BACK CHAIR (WITH ARMS)

STANDARD:

5-STAR NYLON BASE ON CASTORS | UPHOLSTERED HEADREST |
3-LOCK SYNCHRO MECHANISM | GAS HEIGHT ADJUSTMENT | NYLON
SEAT UNDER COVER | BLACK NETTED BACKREST WITH BREATHABLE
NETTING AND ADJUSTABLE LUMBAR SUPPORT |
2D HEIGHT-ADJUSTABLE ARMRESTS.



Front view of the Standard Vista High-back chair with 2D height-adjustable arms.



Front view of the Standard Vista High-back chair with 2D height-adjustable arms featuring a 5-star Aluminium base.



Back view of the Standard Vista High-back chair with 2D height-adjustable arms.



Side view of the Standard Vista High-back chair with 2D height-adjustable arms.

VISTA RANGE.



MEDIUM-BACK CHAIR [WITH ARMS]

STANDARD:

5-STAR NYLON BASE ON CASTORS | 3-LOCK SYNCHRO MECHANISM.
GAS HEIGHT ADJUSTMENT | NYLON SEAT UNDER COVER | BLACK NETTED BACKREST WITH BREATHABLE NETTING AND ADJUSTABLE LUMBAR SUPPORT | 2D HEIGHT-ADJUSTABLE ARMRESTS.



Front view of the Standard Vista Medium-back chair with 2D height-adjustable arms.

Back- and side-view of the Standard Vista Medium-back chair with 2D height-adjustable arms.

VISITOR CHAIR [WITH ARMS]

STANDARD:

UNIVERSAL SLEIGH-BASE | BLACK EPOXY COATED FRAME | NYLON SEAT UNDER COVER | BLACK NETTED BACKREST WITH BREATHABLE NETTING AND ADJUSTABLE LUMBAR SUPPORT | FIXED NYLON SKI- ARMS.



Front view of the standard Vista Visitor chair.

Back- and side-view of the Standard Vista Visitor chair.

35

WEDGE RANGE.

HIGH-BACK CHAIR (WITH OR WITHOUT ARMS)

STANDARD:

NYLON 5-STAR BASE ON CASTORS | GAS HEIGHT ADJUSTMENT | WATERFALL SEATFRONT | ERGONOMICALLY DESIGNED BACKREST WITH SIDE ZIP | PERMANENT CONTACT MECHANISM.



Wedge High-back chair with a Permanent contact mechanism featuring 1D arms and a 5-star Aluminium Stella base.



Wedge High-back chair with a Permanent contact mechanism and a 5-star Nylon base, featuring 1D arms.

MEDIUM-BACK CHAIR (WITH OR WITHOUT ARMS)

STANDARD:

NYLON 5-STAR BASE ON CASTORS | GAS HEIGHT ADJUSTMENT | WATERFALL SEAT FRONT | ERGONOMICALLY DESIGNED BACKREST WITH SIDE ZIP | PERMANENT CONTACT MECHANISM.



Wedge Medium-back chair with Ski arms and a 5-star Nylon base.

VISITOR ARMCHAIR

STANDARD:

SHELL ON EPOXY COATED TUBULAR SLEIGH BASE | ERGONOMICALLY DESIGNED BACKREST WITH SIDE ZIP | SOFT PU ARMS | WITH ARMS AS STANDARD.



Wedge Visitor armchair with PU armpads and a Chromed sleigh-base frame.

36

6x6 RANGE.



SUPERMAX HIGH-BACK CHAIR (WITH OR WITHOUT ARMS)

STANDARD:

5-STAR NYLON BASE ON HEAVY DUTY CASTORS | UPHOLSTERED HEAVY DUTY SHELL | HEAVY DUTY BACKREST FOAM | HEAVY DUTY SEAT PAN FOAM | DONATI SYNCHRO MECHANISM | LOCKABLE IN 5 POSITIONS.



SUPERMAX MEDIUM-BACK CHAIR (WITH OR WITHOUT ARMS)

STANDARD:

5-STAR NYLON BASE ON HEAVY DUTY CASTORS | UPHOLSTERED HEAVY DUTY SHELL | HEAVY DUTY BACKREST FOAM | HEAVY DUTY SEAT PAN FOAM | DONATI SYNCHRO MECHANISM | LOCKABLE IN 5 POSITIONS.



Supermax High-back chair with it's Donati Syncro mechanism and a seat slide function, featuring 3D arms and a 5-star Aluminium base on heavy duty castors.

Side view of the Supermax High-back chair with it's Donati Syncro mechanism and a seat slide function, 3D arms featuring a 5-star Aluminium base on heavy duty castors.

Supermax Medium-back chair with it's Donati Syncro mechanism, a 5-star Nylon base on heavy duty castors, seat slide function and Flexi arms.

Side view of the Supermax Medium-back chair with it's Donati Syncro mechanism, a 5-star Nylon base on heavy duty castors, seat slide

6x6 RANGE.



4x4 HIGH-BACK CHAIR (WITH OR WITHOUT ARMS)

STANDARD:

5-STAR NYLON BASE ON HEAVY DUTY CASTORS | UPHOLSTERED HEAVY DUTY SHELL | HEAVY DUTY BACKREST FOAM | HEAVY DUTY SEAT PAN FOAM | HEAVY DUTY TOP 200 SWIVEL & TILT



4X4 High-back chair with a Permanent contact mechanism featuring Nylon flex arms and a 5-star Aluminium base and heavy duty castor.

Side view of the 4X4 High-back chair with a Permanent contact mechanism, a 5-star Nylon base on heavy duty castors and Nylon flex arms.

Front view of the 4X4 High-back chair with a Permanent contact mechanism, a 5-star Nylon base on heavy duty castors and Nylon flex arms.

Section view cut through the 4X4 chair to show the Heavy duty components used in all the 6x6 range chairs.

6x6 RANGE.



M AVERICK HIGH-BACK CHAIR (WITH OR WITHOUT ARMS)

STANDARD:

5-STAR NYLON BASE ON HEAVY DUTY CASTORS | UPHOLSTERED HEAVY DUTY SHELL | HEAVY DUTY BACKREST FOAM | NYLON FLEXI ARMS | HEAVY DUTY SEAT PAN FOAM | HEAVY DUTY TOP 200 SWIVEL & TILT MECHANISM (USAGE RATING UP TO 185KG)



Maverick chair featuring Nylon flex arms and a 5-star Nylon base and heavy duty castor.

Back view of the Maverick chair featuring Nylon flex arms and a 5-star Nylon base and heavy duty castor.

S SUPERNOVA HIGH-BACK CHAIR (WITH OR WITHOUT ARMS)

STANDARD:

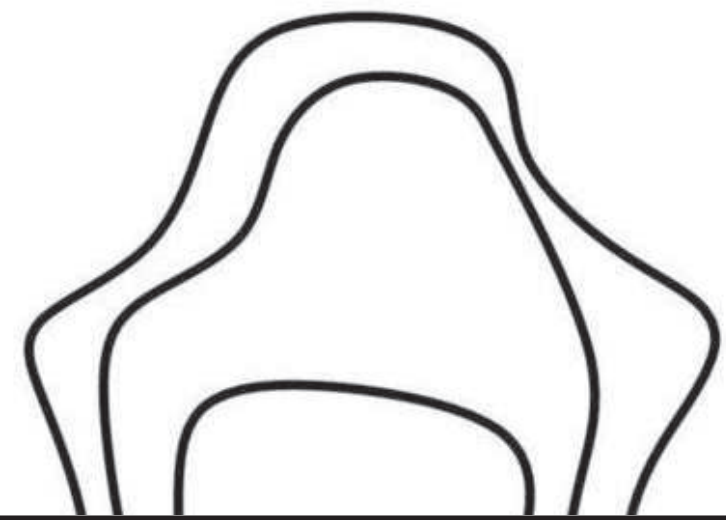
5-STAR NYLON BASE ON HEAVY DUTY CASTORS | HIGH QUALITY BREATHABLE NETTING ON BACKREST | HEAVY DUTY SEAT PAN FOAM | HEAVY DUTY TOP 200 SWIVEL & TILT MECHANISM (USAGE RATING UP TO 185KG)



Front view of the Supernova chair featuring a 5-star high Aluminium base on heavy duty castors and 2D arms.

Back view of the Supernova chair featuring a 5-star high Aluminium base on heavy duty castors and 2D arms.

6x6 RANGE.



GATSBY HIGH-BACK CHAIR (WITH OR WITHOUT ARMS)

STANDARD:

5-STAR NYLON BASE ON HEAVY DUTY CASTORS | UPHOLSTERED HEAVY DUTY SHELL | HEAVY DUTY BACKREST FOAM | NYLON FLEXI ARMS | HEAVY DUTY SEAT PAN FOAM | HEAVY DUTY TOP 200 SWIVEL & TILT MECHANISM (USAGE RATING UP TO 185KG)



Gatsby chair featuring Aprilla arms and a 5-star Chrome base on heavy duty castor.

Back view of the Gatsby chair featuring Aprilla arms and a 5-star Chrome base on heavy duty castor.

MKHULU HIGH-BACK CHAIR (WITH OR WITHOUT ARMS)

STANDARD:

5-STAR NYLON BASE ON HEAVY DUTY CASTORS | UPHOLSTERED HEAVY DUTY SEAT AND BACKREST | HEAVY DUTY SEAT PAN FOAM | HEAVY DUTY DONATI SYNCHRO MECHANISM | LOCKABLE IN 5 POSITIONS (USAGE RATING UP TO 185KG).



Front view of the Mkhulu chair featuring a 5-star High Aluminium base on heavy duty castors and 3D arms.

Back view of the Mkhulu chair featuring a 5-star High Aluminium base on heavy duty castors and 3D arms.

6x6 RANGE.



BLACK JACK HIGH-BACK CHAIR (WITH OR WITHOUT ARMS)

STANDARD:

5-STAR POLISHED ALUMINIUM BASE ON HEAVY DUTY CASTORS | UPHOLSTERED HEAVY DUTY SHELL | HEAVY DUTY BACKREST FOAM | APRILLA POLISHED ALUMINIUM ARMS | HEAVY DUTY SEAT PAN FOAM | HEAVY DUTY TOP 200 SWIVEL & TILT MECHANISM (USAGE RATING UP TO 185kg)



IT ALWAYS SEEMS IMPOSSIBLE UNTIL IT'S DONE
-NELSON MANDELA

Black Jack chair featuring Aprilla arms and a 5-star Chrome base on heavy duty castor.

Side view of the Black Jack chair featuring Aprilla arms and a 5-star Chrome base on heavy duty castor.